

Fresh-cut Basket Wash

Key's [Fresh-cut Basket Wash](#) offers a convenient and flexible solution for washing a variety of fresh-cut produce items. Remove debris and reduce bacteria content with simple controls that allow easy wash cycle adjustments. Compact and efficient, the design allows loading and unloading from either end to optimize line flow and labor efficiency. The dependable Fresh-cut Basket Wash joins with Key's [Compact Fresh-cut Dryer](#) and [AVSealer Packaging and Sealing Machine](#) to provide a full processing and packaging solution.

Performance

- Capacity range up to 1500 kg (3300 lb) per hour
- Sized for safe lifting weights up to 13.6 kg (30 lbs)
- Ergonomic basket lift height and reach
- Dual basket design with draining position
- Operating water use is approximately 4 liters (1 gallon) per minute
- Tank holds 550 liters (145 gallons) of water
- Adjustable wash pressure and wash time



Flexibility

- Use as a pre-wash, rinse, main wash, or final wash
- Easy to clean; enables quick product changeover
- Appropriate for use in a low-to-high-care facility
- Adjustable flow valve for variable water pressure
- Two wash/dry baskets included; basket liner available separately for fine cut sizes

Reliability

- AB controls for consistent setup and operation
- NEMA 4x control enclosure
- Closed loop water system
- Single stainless steel pump
- 1-year limited warranty, wear parts and labor excluded

Key Technology

150 Avery Street • Walla Walla, WA 99362 • USA

Phone: 509.529.2161 • Fax: 509.527.1331 • product.info@key.net • www.key.net



Fresh-cut Basket Wash Specifications

- Key Part Number 840216

Basket

- 44 liters (11.6 gallons)
- Molded, food-grade plastic
- Average opening size 7.5 mm x 9 mm (19/64" x 23/64"), 47% open space
- Basket Wash ships with two baskets

Tank size

- 550 liters (145 gallons)

Power

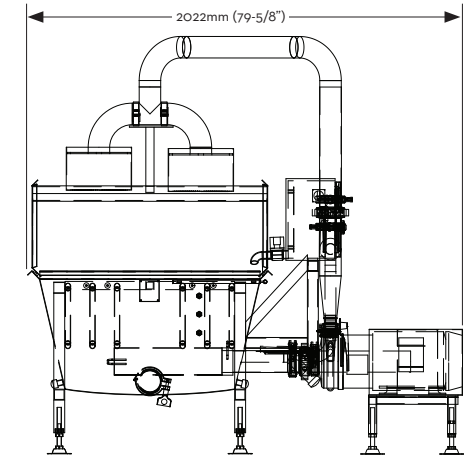
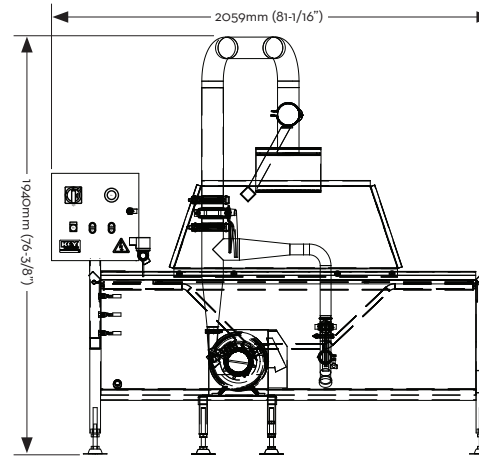
- 7.5 kw motor (10 hp)
- 230 volt, single phase, 20 amps

Construction

- Stainless steel

Weight

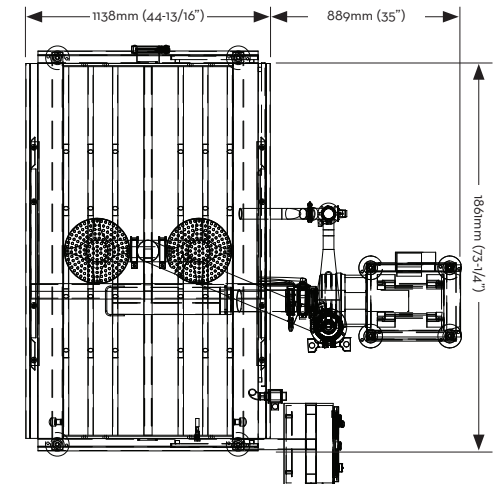
- 250 kg (550 lbs)



Capacity kg/hr (lb/hr)

Product	Basket Weight kg (lb)	Wash Time (seconds)			
		30	60	90	120
Shredded Iceberg/Cabbage	10.9 (24)	1360 (3000)	885 (1950)	658 (1450)	522 (1150)
Chopped Iceberg	9.1 (20)	1134 (2500)	748 (1650)	544 (1200)	442 (975)
Chopped Romaine	8.2 (18)	1020 (2250)	669 (1475)	499 (1100)	397 (875)
Baby Spinach	6.4 (14)	794 (1750)	522 (1150)	408 (900)	329 (725)
Spring Mix	5.4 (12)	680 (1500)	431 (950)	329 (725)	261 (575)
Cut Vegetables	12.7 (28)	1497 (3300)	1043 (2300)	771 (1700)	612 (1350)
Herbs	3.6 (8)	454 (1000)	295 (650)	215 (475)	181 (400)



Constant Parameters: Average Load and Unload Time = 9 s each, Drain Time = 10 s, two baskets can be washed simultaneously



Basket with Liner Installed

Basket Liner Specifications

- Fiber: Polyester monofilament
- Mesh opening: 1000 microns
- Thread count: 6.7 per cm (17 per inch)
- Thread diameter: 508 microns
- Open area: 45%
- Finish: Conveyor belt/food-grade washed



Part Number

Description

023737	Blue basket, diameter 490 mm (19"), height 430 mm (17"), food-grade plastic
027286	Basket liner, 420 mm x 350 mm (16.5" x 13.75"), 1000 micron polyester

Call Key for price and delivery information